



Anchorage JOs 5k/10k Free - Interval Start

at Anchorage, Alaska


on 3/12/2008


We thank the sponsor of this race:


SPACE BY

 MODULAR BUILDINGS



Nordic Skiing
Association of
Anchorage, Inc.







Jury Information:

Chief of Competition: Matt Pauli
 Technical Delegate: Bob Gross
 Asst. TD: Kent Slaughter
 Jury Members: Carlie Casey

Course Information:

Course Name: State 5 (5k per lap)
 Height Difference (HD): 49 meters
 Max Climb (MC): 35 meters
 Total Climb (TC): 183 meters per lap

Class Class: MJ2 - Boys Born in 92-93 (age 14-15) 5km

1 Intermountain

| Bib | Name | Time | Behind | Place | Points |
|-----|-----------------|---------|---------|-------|--------|
| 251 | Will Wicherski | 14:42.3 | +1:22.1 | 3 | 20 |
| 247 | Daniel Sundali | 14:50.7 | +1:30.5 | 6 | 15 |
| 246 | Johnny Springer | 14:58.4 | +1:38.2 | 8 | 13 |
| 244 | Tanner Putt | 15:01.3 | +1:41.1 | 9 | 12 |
| 225 | Tanner Wiegand | 15:04.7 | +1:44.5 | 10 | 11 |
| 216 | Charlie Fereday | 15:47.2 | +2:27.0 | 21 | |
| 273 | Jack Steele | 15:48.0 | +2:27.8 | 22 | |
| 248 | Henrik Burns | 15:57.4 | +2:37.2 | 25 | |
| 269 | William Spiller | 16:00.4 | +2:40.2 | 28 | |

Scoring Finishers: 9 Points: 71

2 Alaska

| Bib | Name | Time | Behind | Place | Points |
|-----|-----------------|---------|---------|-------|--------|
| 219 | Scott Patterson | 13:20.2 | 0 | 1 | 30 |
| 242 | Silas Talbot | 14:43.5 | +1:23.3 | 4 | 17 |
| 233 | Logan Hanneman | 15:24.6 | +2:04.4 | 12 | 9 |
| 263 | Sam Dougherty | 15:24.7 | +2:04.5 | 13 | 8 |
| 227 | Eric Ryan | 15:32.8 | +2:12.6 | 15 | 6 |
| 262 | Robert Hovda | 16:14.2 | +2:54.0 | 32 | |

Scoring Finishers: 6 Points: 70

3 New England

| Bib | Name | Time | Behind | Place | Points |
|-----|-----------------|---------|---------|-------|--------|
| 212 | David Sinclair | 14:36.7 | +1:16.5 | 2 | 25 |
| 236 | Nick Michaud | 15:19.3 | +1:59.1 | 11 | 10 |
| 228 | Bridger Tyler | 15:45.4 | +2:25.2 | 19 | 2 |
| 229 | Austin Cobb | 15:58.0 | +2:37.8 | 26 | |
| 272 | Jackson Rich | 16:50.6 | +3:30.4 | 46 | |
| 252 | Austin Caldwell | DNS | | | |

Scoring Finishers: 5 Points: 37

4 Rocky Mountain

| Bib | Name | Time | Behind | Place | Points |
|-----|---------------------|---------|---------|-------|--------|
| 218 | Spencer Lacy | 14:49.6 | +1:29.4 | 5 | 16 |
| 217 | Sean Woods | 15:48.0 | +2:27.8 | 22 | |
| 234 | Haakon Samuelson | 16:12.9 | +2:52.7 | 31 | |
| 213 | Alden Lowney | 16:22.5 | +3:02.3 | 34 | |
| 256 | Cody Vincent | 16:28.5 | +3:08.3 | 35 | |
| 266 | Colin Borchardt | 16:33.5 | +3:13.3 | 37 | |
| 240 | Matt Emmanuel-Ogier | 16:38.1 | +3:17.9 | 38 | |
| 254 | Joe Casey | 16:42.5 | +3:22.3 | 40 | |
| 264 | Ben Capelin | 16:49.0 | +3:28.8 | 45 | |

Scoring Finishers: 9 Points: 16

5 Middle Atlantic

| Bib | Name | Time | Behind | Place | Points |
|-----|----------------|---------|---------|-------|--------|
| 268 | Steve Mangan | 14:51.8 | +1:31.6 | 7 | 14 |
| 249 | Charlie Bencze | 16:09.5 | +2:49.3 | 29 | |
| 257 | Sam Cowan | 16:43.0 | +3:22.8 | 42 | |
| 232 | Paul Mueller | 17:39.5 | +4:19.3 | 51 | |
| 237 | Cameron Held | 17:56.8 | +4:36.6 | 56 | |
| 220 | Damon Kull | 19:46.6 | +6:26.4 | 62 | |

Scoring Finishers: 6 Points: 14

6 High Plains

| Bib | Name | Time | Behind | Place | Points |
|-----|----------------|---------|---------|-------|--------|
| 222 | Levin Zars | 15:27.1 | +2:06.9 | 14 | 7 |
| 245 | Nathan Hough | 16:42.6 | +3:22.4 | 41 | |
| 250 | Reuben Watkins | 17:47.6 | +4:27.4 | 55 | |

Scoring Finishers: 3 Points: 7

6 Midwest

| Bib | Name | Time | Behind | Place | Points | |
|-----|---------|--------------|---------|---------|--------|---|
| 259 | Michael | Howe | 15:40.7 | +2:20.5 | 17 | 4 |
| 235 | Andy | Dodds | 15:45.0 | +2:24.8 | 18 | 3 |
| 211 | Scott | Johanik | 15:49.2 | +2:29.0 | 24 | |
| 226 | Connor | Benton | 16:11.2 | +2:51.0 | 30 | |
| 230 | Steve | Coozenoy | 16:22.2 | +3:02.0 | 33 | |
| 271 | Dylan | McGarthwaite | 16:46.4 | +3:26.2 | 43 | |

Scoring Finishers: 6 Points: 7

8 Pacific Northwest

| Bib | Name | Time | Behind | Place | Points | |
|-----|---------|-----------|---------|---------|--------|---|
| 214 | Casey | Smith | 15:36.3 | +2:16.1 | 16 | 5 |
| 241 | Reitler | Hodgert | 15:59.1 | +2:38.9 | 27 | |
| 239 | Max | Christman | 16:41.0 | +3:20.8 | 39 | |
| 255 | Evan | Turner | 16:46.9 | +3:26.7 | 44 | |
| 267 | Michael | Widmer | 17:46.0 | +4:25.8 | 54 | |
| 215 | Arrol | Bryant | 18:03.4 | +4:43.2 | 57 | |

Scoring Finishers: 6 Points: 5

9 Great Lakes

| Bib | Name | Time | Behind | Place | Points | |
|-----|------|----------|---------|---------|--------|---|
| 238 | Ross | Williams | 15:46.1 | +2:25.9 | 20 | 1 |
| 224 | Kai | Sharp | 16:55.8 | +3:35.6 | 47 | |
| 260 | Greg | Brown | 19:23.4 | +6:03.2 | 61 | |

Scoring Finishers: 3 Points: 1

10 Far West

| Bib | Name | Time | Behind | Place | Points | |
|-----|--------|----------|---------|---------|--------|--|
| 221 | Miles | Heapes | 16:33.3 | +3:13.1 | 36 | |
| 231 | Austin | Meng | 17:15.2 | +3:55.0 | 48 | |
| 223 | Justin | Ondry | 17:24.5 | +4:04.3 | 49 | |
| 243 | Carson | Lindsay | 17:35.0 | +4:14.8 | 50 | |
| 261 | Alex | Hamilton | 17:45.0 | +4:24.8 | 52 | |
| 270 | Andrew | Cobourn | 17:45.8 | +4:25.6 | 53 | |
| 265 | David | Wise | 18:07.2 | +4:47.0 | 58 | |
| 253 | Will | Stimson | 18:58.7 | +5:38.5 | 59 | |
| 258 | Evan | Dion | 19:13.9 | +5:53.7 | 60 | |

Scoring Finishers: 9 Points: 0

Class Class: FJ2 - Girls Born in 92-93 (age 14-15) 5 km

1 New England

| Bib | Name | Time | Behind | Place | Points |
|---------------------------|---------------------|---------|---------|----------|-------------------|
| 164 | Tara Geraghty-Moats | 16:36.6 | 0 | 1 | 30 |
| 154 | Heidi Caldwell | 16:51.5 | +14.9 | 3 | 20 |
| 158 | Isabel Caldwell | 17:19.4 | +42.8 | 10 | 11 |
| 180 | Elizabeth Anderson | 17:34.1 | +57.5 | 16 | 5 |
| 170 | Kristin Halvorsen | 17:41.0 | +1:04.4 | 17 | 4 |
| 199 | Gage Fichter | 17:46.1 | +1:09.5 | 19 | |
| Scoring Finishers: | | | | 6 | Points: 70 |

2 Intermountain

| Bib | Name | Time | Behind | Place | Points |
|---------------------------|----------------|---------|---------|----------|-------------------|
| 168 | Katie Gill | 16:43.4 | +6.8 | 2 | 25 |
| 174 | Stella Holt | 17:00.8 | +24.2 | 5 | 16 |
| 147 | Kara Baldwin | 18:00.6 | +1:24.0 | 26 | |
| 188 | Emma Donohoe | 18:09.5 | +1:32.9 | 28 | |
| 193 | Emily Williams | 18:11.3 | +1:34.7 | 29 | |
| 171 | Betsy Neal | 18:20.1 | +1:43.5 | 31 | |
| 191 | Claire Bowman | 18:49.4 | +2:12.8 | 38 | |
| 148 | Keelin Ryan | 18:51.3 | +2:14.7 | 39 | |
| 179 | Johanna Rydell | 19:33.5 | +2:56.9 | 47 | |
| Scoring Finishers: | | | | 9 | Points: 41 |

3 Midwest

| Bib | Name | Time | Behind | Place | Points |
|---------------------------|--------------------|---------|---------|----------|-------------------|
| 172 | Sharmila Ahmed | 17:11.1 | +34.5 | 6 | 15 |
| 143 | Jen Rolfes | 17:14.7 | +38.1 | 7 | 14 |
| 187 | Annie Hart | 17:29.4 | +52.8 | 12 | 9 |
| 141 | Brooke Adams | 17:46.3 | +1:09.7 | 20 | 2 |
| 173 | Summer Ellefson | 17:56.2 | +1:19.6 | 23 | |
| 200 | Elizabeth Peterson | 18:00.4 | +1:23.8 | 25 | |
| 169 | Elizabeth Simak | 18:38.9 | +2:02.3 | 33 | |
| Scoring Finishers: | | | | 7 | Points: 40 |

4 Alaska

| Bib | Name | Time | Behind | Place | Points |
|---------------------------|------------------|---------|---------|----------|-------------------|
| 142 | Karina Packer | 17:17.6 | +41.0 | 8 | 13 |
| 175 | Annie Liotta | 17:29.2 | +52.6 | 11 | 10 |
| 167 | Kate Backstrum | 17:29.8 | +53.2 | 13 | 8 |
| 145 | Kinsey Loan | 17:31.1 | +54.5 | 14 | 7 |
| 196 | Emily Rogers | 18:30.2 | +1:53.6 | 32 | |
| 181 | Mackenzie Kanady | 19:16.7 | +2:40.1 | 44 | |
| Scoring Finishers: | | | | 6 | Points: 38 |

5 Far West

| Bib | Name | Time | Behind | Place | Points |
|-----|----------------------|---------|---------|-------|--------|
| 151 | Joanne Reid | 16:56.4 | +19.8 | 4 | 17 |
| 144 | Annika Taylor | 18:00.3 | +1:23.7 | 24 | |
| 166 | Sophie Aaron | 18:56.7 | +2:20.1 | 40 | |
| 186 | Michelle Cahill | 19:15.3 | +2:38.7 | 42 | |
| 177 | Robyn Bath-Rosenfeld | 20:11.6 | +3:35.0 | 51 | |
| 197 | Rachell Nadell | 22:26.0 | +5:49.4 | 61 | |

Scoring Finishers: 6 Points: 17

6 Rocky Mountain

| Bib | Name | Time | Behind | Place | Points |
|-----|---------------------|---------|---------|-------|--------|
| 156 | Alicia Rose Pastore | 17:17.9 | +41.3 | 9 | 12 |
| 150 | Jessica Jortberg | 17:42.9 | +1:06.3 | 18 | 3 |
| 149 | Hannah Smith | 17:48.5 | +1:11.9 | 21 | 1 |
| 178 | Elena Breed | 18:17.9 | +1:41.3 | 30 | |
| 184 | Wesley Geer | 18:48.3 | +2:11.7 | 35 | |
| 165 | Michaela Frias | 18:48.6 | +2:12.0 | 36 | |
| 192 | Hannah Madden | 19:26.9 | +2:50.3 | 46 | |
| 185 | Julia Hayes | 20:04.3 | +3:27.7 | 50 | |
| 194 | Lauren Zdechlik | 20:36.8 | +4:00.2 | 56 | |

Scoring Finishers: 9 Points: 16

7 Middle Atlantic

| Bib | Name | Time | Behind | Place | Points |
|-----|-----------------|---------|---------|-------|--------|
| 182 | Carly Wynn | 17:31.4 | +54.8 | 15 | 6 |
| 201 | Amanda Moreland | 18:02.6 | +1:26.0 | 27 | |
| 189 | Elizabeth Izzo | 19:35.8 | +2:59.2 | 48 | |
| 161 | Katherine Dykes | 19:57.5 | +3:20.9 | 49 | |
| 163 | Holly Osowiecki | 20:29.3 | +3:52.7 | 52 | |
| 157 | Emily Burns | 20:42.6 | +4:06.0 | 58 | |

Scoring Finishers: 6 Points: 6

8 Great Lakes

| Bib | Name | Time | Behind | Place | Points |
|-----|---------------|---------|---------|-------|--------|
| 146 | Ruth Oppliger | 20:29.8 | +3:53.2 | 53 | |
| 162 | Maria Frick | 20:41.2 | +4:04.6 | 57 | |

Scoring Finishers: 2 Points: 0

8 High Plains

| Bib | Name | Time | Behind | Place | Points |
|-----|----------------|---------|---------|-------|--------|
| 152 | Bridget Weiner | 18:42.3 | +2:05.7 | 34 | |
| 155 | Kacie McCleary | 19:07.2 | +2:30.6 | 41 | |
| 198 | Sarah McDonald | 20:32.3 | +3:55.7 | 54 | |
| 176 | Erin Leemon | 20:36.1 | +3:59.5 | 55 | |
| 190 | Paige Hammer | 21:24.1 | +4:47.5 | 60 | |

Scoring Finishers: 5 Points: 0

8 Pacific Northwest

| Bib | Name | Time | Behind | Place | Points |
|------------|------------------|-------------|---------------|--------------|---------------|
| 153 | Annie Pokorny | 17:50.2 | +1:13.6 | 22 | |
| 160 | Leanne Thorson | 18:48.8 | +2:12.2 | 37 | |
| 159 | Kelsey Dickinson | 19:15.8 | +2:39.2 | 43 | |
| 195 | Nina Ekblad | 19:17.6 | +2:41.0 | 45 | |
| 183 | Kiersten Utsey | 20:42.7 | +4:06.1 | 59 | |

Scoring Finishers: 5 Points: 0

Class Class: FJ1 - Girls Born in 90-91 (age 16-17) 5 km

1 New England

| Bib | Name | Time | Behind | Place | Points |
|-----|-------------------|---------|---------|-------|--------|
| 41 | Adele Espy | 16:27.2 | +28.9 | 3 | 20 |
| 49 | Hilary Rich | 16:45.7 | +47.4 | 6 | 15 |
| 25 | Sophie Caldwell | 16:50.5 | +52.2 | 7 | 14 |
| 74 | Keely Levins | 17:01.3 | +1:03.0 | 11 | 10 |
| 52 | Megan Killigrew | 17:07.1 | +1:08.8 | 13 | 8 |
| 125 | Grace Boutot | 17:11.0 | +1:12.7 | 15 | |
| 56 | Corinne Prevot | 17:21.8 | +1:23.5 | 19 | |
| 11 | Stephanie Crocker | 17:24.4 | +1:26.1 | 21 | |
| 77 | Beth Taylor | 17:34.9 | +1:36.6 | 28 | |
| 85 | Danielle Baron | 17:58.1 | +1:59.8 | 40 | |
| 15 | Karmen Whitham | 18:01.3 | +2:03.0 | 42 | |
| 75 | Kaitlynn Miller | 18:32.2 | +2:33.9 | 54 | |

Scoring Finishers: 12 Points: 67

2 Intermountain

| Bib | Name | Time | Behind | Place | Points |
|-----|--------------------|---------|---------|-------|--------|
| 6 | Kate Dolan | 16:25.1 | +26.8 | 2 | 25 |
| 29 | Monica Markvardsen | 16:51.4 | +53.1 | 8 | 13 |
| 27 | Elizabeth Guiney | 16:54.4 | +56.1 | 9 | 12 |
| 43 | Gretchen Sellegren | 17:15.9 | +1:17.6 | 17 | 5 |
| 48 | Makayla Cappel | 17:23.6 | +1:25.3 | 20 | 3 |
| 14 | Rose Kemp | 17:27.3 | +1:29.0 | 23 | |
| 20 | Ellery Leeds | 17:28.5 | +1:30.2 | 26 | |
| 8 | Bronwen Raff | 17:39.8 | +1:41.5 | 29 | |
| 34 | Julia Bowman | 17:47.7 | +1:49.4 | 37 | |
| 36 | Rebecca Konieczny | 17:47.8 | +1:49.5 | 38 | |
| 40 | Natalie Flowers | 18:00.5 | +2:02.2 | 41 | |
| 37 | Rosie Gilchrist | 18:06.6 | +2:08.3 | 46 | |
| 57 | Courtney Hamilton | 18:08.9 | +2:10.6 | 47 | |

Scoring Finishers: 13 Points: 58

3 Midwest

| Bib | Name | Time | Behind | Place | Points |
|-----|------------------|---------|---------|-------|--------|
| 3 | Jessie Diggins | 15:58.3 | 0 | 1 | 30 |
| 46 | Libby Ellis | 16:59.8 | +1:01.5 | 10 | 11 |
| 44 | Lynn Duijndam | 17:05.3 | +1:07.0 | 12 | 9 |
| 81 | Sarah Daniels | 17:26.2 | +1:27.9 | 22 | 2 |
| 54 | Corrine Malcolm | 17:27.7 | +1:29.4 | 25 | |
| 62 | Danielle Berndt | 17:39.8 | +1:41.5 | 29 | |
| 69 | Katie Walsh | 17:56.9 | +1:58.6 | 39 | |
| 87 | Hannah Sanborn | 18:03.8 | +2:05.5 | 44 | |
| 65 | Lauren Rantala | 18:27.8 | +2:29.5 | 53 | |
| 80 | Ingrid Leask | 18:36.7 | +2:38.4 | 58 | |
| 114 | Eleanor Magnuson | 18:39.3 | +2:41.0 | 61 | |
| 61 | Molly Burger | 18:49.4 | +2:51.1 | 65 | |

Scoring Finishers: 12 Points: 52

4 Alaska

| Bib | Name | Time | Behind | Place | Points | |
|-----|-----------|------------|---------|---------|--------|----|
| 16 | Jamie | Bronga | 16:41.2 | +42.9 | 4 | 17 |
| 17 | Amy | Glen | 16:43.1 | +44.8 | 5 | 16 |
| 18 | Caitlin | Patterson | 17:10.1 | +1:11.8 | 14 | 7 |
| 58 | Kailey | Mucha | 17:27.3 | +1:29.0 | 23 | 1 |
| 60 | Jessica | Yeaton | 17:32.0 | +1:33.7 | 27 | |
| 72 | Christina | Knapp | 17:41.7 | +1:43.4 | 32 | |
| 45 | Alyson | McPheteres | 17:45.0 | +1:46.7 | 33 | |
| 76 | Esther | Kennedy | 17:46.6 | +1:48.3 | 35 | |
| 59 | Dana | Tower | 17:47.6 | +1:49.3 | 36 | |
| 33 | Rebecca | Mamrol | 18:09.3 | +2:11.0 | 48 | |
| 64 | Molly | Watkins | 18:57.1 | +2:58.8 | 67 | |
| 79 | Heidi | Rogers | 19:22.0 | +3:23.7 | 72 | |

Scoring Finishers: 12 Points: 41

5 Rocky Mountain

| Bib | Name | Time | Behind | Place | Points | |
|-----|-----------|----------|---------|---------|--------|---|
| 31 | Paige | Elliott | 17:13.5 | +1:15.2 | 16 | 6 |
| 9 | Karlie | Moore | 17:46.1 | +1:47.8 | 34 | |
| 73 | Jessica | Linder | 18:05.8 | +2:07.5 | 45 | |
| 35 | Hannah | Hausman | 18:17.9 | +2:19.6 | 49 | |
| 90 | Mary | Rose | 18:23.4 | +2:25.1 | 51 | |
| 63 | Melissa | Krause | 18:37.5 | +2:39.2 | 60 | |
| 130 | Katie | Stege | 18:45.5 | +2:47.2 | 62 | |
| 97 | Kaitlin | Zdechlik | 18:46.9 | +2:48.6 | 63 | |
| 38 | Sophie | Leonard | 18:49.2 | +2:50.9 | 64 | |
| 55 | Molly | Newman | 19:09.1 | +3:10.8 | 69 | |
| 86 | Mackenzie | Jones | 19:17.8 | +3:19.5 | 71 | |

Scoring Finishers: 11 Points: 6

6 Pacific Northwest

| Bib | Name | Time | Behind | Place | Points | |
|-----|---------|----------|---------|---------|--------|---|
| 28 | Casey | Kutz | 17:20.2 | +1:21.9 | 18 | 4 |
| 78 | Isabel | Smith | 18:03.7 | +2:05.4 | 43 | |
| 131 | Darragh | Hildreth | 21:20.9 | +5:22.6 | 88 | |

Scoring Finishers: 3 Points: 4

7 Far West

| Bib | Name | Time | Behind | Place | Points | |
|-----|----------|-----------|---------|---------|--------|--|
| 68 | Bernie | Nelson | 17:40.8 | +1:42.5 | 31 | |
| 4 | Dayna | Stimson | 18:24.3 | +2:26.0 | 52 | |
| 94 | Angela | Raso | 18:36.5 | +2:38.2 | 57 | |
| 106 | Erika | Cornell | 19:14.2 | +3:15.9 | 70 | |
| 109 | Kelsey | Dion | 19:30.8 | +3:32.5 | 73 | |
| 113 | Morgan | Paulson | 20:44.0 | +4:45.7 | 81 | |
| 110 | Veronica | Holmes | 20:57.0 | +4:58.7 | 85 | |
| 116 | Laura | Rodrigues | 21:36.9 | +5:38.6 | 89 | |

Scoring Finishers: 8 Points: 0

7 Great Lakes

| Bib | Name | Time | Behind | Place | Points |
|-----|---------|-----------|---------|---------|--------|
| 91 | Olivia | Orr | 18:51.9 | +2:53.6 | 66 |
| 99 | Katie | Holway | 19:37.0 | +3:38.7 | 74 |
| 121 | Kirsten | Fjeldheim | 20:02.4 | +4:04.1 | 77 |
| 104 | Madelyn | Shoup | 20:50.4 | +4:52.1 | 84 |

Scoring Finishers: 4 Points: 0

7 High Plains

| Bib | Name | Time | Behind | Place | Points |
|-----|-----------|-------------|---------|---------|--------|
| 112 | Sierra | Jech | 18:35.3 | +2:37.0 | 55 |
| 115 | Larkin | Guenther | 18:36.1 | +2:37.8 | 56 |
| 124 | Shanna | McCleary | 18:37.1 | +2:38.8 | 59 |
| 122 | Shelby | Wilson | 19:01.8 | +3:03.5 | 68 |
| 119 | Morgan | Cropsey | 19:55.6 | +3:57.3 | 76 |
| 117 | Emmy | Voigt | 20:14.2 | +4:15.9 | 78 |
| 127 | Amy | Puckett | 20:45.4 | +4:47.1 | 82 |
| 123 | Ashton | Christensen | 21:39.7 | +5:41.4 | 90 |
| 126 | Catherine | Schmidt | 22:36.6 | +6:38.3 | 92 |

Scoring Finishers: 9 Points: 0

7 Middle Atlantic

| Bib | Name | Time | Behind | Place | Points |
|-----|-----------|-------------|---------|---------|--------|
| 105 | Natalie | Busby | 18:19.5 | +2:21.2 | 50 |
| 111 | Alexandra | Mustardo | 19:41.3 | +3:43.0 | 75 |
| 108 | Jordan | Stern | 20:18.3 | +4:20.0 | 79 |
| 103 | Juleen | Matthews | 20:42.0 | +4:43.7 | 80 |
| 118 | Mairead | Fogarty | 20:48.7 | +4:50.4 | 83 |
| 120 | Kati | Christoffel | 21:02.4 | +5:04.1 | 86 |
| 100 | Sonja | Mueller | 21:03.7 | +5:05.4 | 87 |
| 102 | Lauren | Kruglinski | 21:45.3 | +5:47.0 | 91 |

Scoring Finishers: 8 Points: 0

Class Class: FOJ - Girls Born in 88-89 (age 18-19) 5 km

1 Intermountain

| Bib | Name | Time | Behind | Place | Points |
|-----|---------------|---------|---------|-------|--------|
| 30 | Mali Noyes | 15:52.6 | 0 | 1 | 30 |
| 26 | Ase Carlson | 16:20.7 | +28.1 | 2 | 25 |
| 7 | Erika Flowers | 16:53.0 | +1:00.4 | 3 | 20 |

Scoring Finishers: 3 Points: 75

2 New England

| Bib | Name | Time | Behind | Place | Points |
|-----|-------------------|---------|---------|-------|--------|
| 128 | Katie Miller | 16:54.3 | +1:01.7 | 4 | 17 |
| 5 | Lucy Garrec | 16:55.5 | +1:02.9 | 5 | 16 |
| 88 | Mae Foster | 17:07.4 | +1:14.8 | 7 | 14 |
| 71 | Caitlin Curran | 17:21.2 | +1:28.6 | 10 | 11 |
| 21 | Maddie Talkington | 17:33.8 | +1:41.2 | 13 | 8 |
| 2 | Parker Tyler | 17:35.8 | +1:43.2 | 16 | |
| 89 | Ruth McGovern | 17:47.5 | +1:54.9 | 19 | |

Scoring Finishers: 7 Points: 66

3 Alaska

| Bib | Name | Time | Behind | Place | Points |
|-----|------------------|---------|---------|-------|--------|
| 22 | Becca Rorabaugh | 17:05.9 | +1:13.3 | 6 | 15 |
| 24 | Christina Gillis | 17:12.1 | +1:19.5 | 8 | 13 |
| 12 | Hanna Johnson | 17:20.4 | +1:27.8 | 9 | 12 |
| 23 | Rachelle Kanady | 17:34.4 | +1:41.8 | 14 | 7 |
| 47 | Kalysta Schmidt | 17:34.9 | +1:42.3 | 15 | 6 |
| 13 | Lauren Fritz | 18:02.1 | +2:09.5 | 21 | |
| 1 | Ky Eiben | 18:08.1 | +2:15.5 | 23 | |
| 95 | Cameron Dengel | 18:31.8 | +2:39.2 | 27 | |
| 53 | Sarah Tegeler | DNS | | | |

Scoring Finishers: 8 Points: 53

4 Midwest

| Bib | Name | Time | Behind | Place | Points |
|-----|--------------------|---------|---------|-------|--------|
| 51 | Carolyn Freeman | 17:27.5 | +1:34.9 | 12 | 9 |
| 70 | Melanie Hoffman | 17:38.8 | +1:46.2 | 17 | 5 |
| 32 | Jackie Pribyl | 17:44.5 | +1:51.9 | 18 | 4 |
| 42 | Christina Nowak | 18:05.4 | +2:12.8 | 22 | 2 |
| 84 | Bria Kask | 18:28.1 | +2:35.5 | 26 | |
| 50 | Lindsey Marshall | 18:38.4 | +2:45.8 | 28 | |
| 93 | Stephanie LaFrance | 19:03.3 | +3:10.7 | 29 | |

Scoring Finishers: 7 Points: 20

5 Rocky Mountain

| Bib | Name | Time | Behind | Place | Points |
|-----|----------------|---------|---------|-------|--------|
| 10 | Briana Perkins | 17:25.6 | +1:33.0 | 11 | 10 |

Scoring Finishers: 1 Points: 10

6 Pacific Northwest

| Bib | Name | Time | Behind | Place | Points |
|-----|----------------|---------|---------|-------|--------|
| 39 | Jamie Devin | 17:49.3 | +1:56.7 | 20 | 3 |
| 19 | Sadie Bjornsen | DNS | | | |

Scoring Finishers: 1 Points: 3

7 Great Lakes

| Bib | Name | Time | Behind | Place | Points |
|-----|-------------------|---------|---------|-------|--------|
| 96 | Christina Mishica | 18:16.3 | +2:23.7 | 24 | 1 |
| 66 | Caitlin Cassidy | 19:21.9 | +3:29.3 | 30 | |
| 83 | Mariah Featherly | 19:39.2 | +3:46.6 | 31 | |
| 98 | Maria Grossi | DNS | | | |

Scoring Finishers: 3 Points: 1

8 Middle Atlantic

| Bib | Name | Time | Behind | Place | Points |
|-----|--------------------|---------|---------|-------|--------|
| 67 | Johannah Ludington | 18:26.0 | +2:33.4 | 25 | |
| 82 | Diane Vezendy | 19:40.2 | +3:47.6 | 32 | |
| 107 | Hannah James | 19:53.1 | +4:00.5 | 33 | |
| 92 | Sophie Allen | 20:06.4 | +4:13.8 | 34 | |
| 101 | Arla Casselman | 21:57.9 | +6:05.3 | 35 | |

Scoring Finishers: 5 Points: 0

Class Class: FOJ-Guest - Girls Born in 88-89 (age 18-19) 5 km

Pacific Northwest

| Bib | Name | Time | Behind | Place | Points |
|-----|-------------------|---------|--------|-------|--------|
| 129 | Martina Stonawska | 17:49.1 | 0 | 1 * | |

Scoring Finishers: 0 Points:

Class Class: MJ1 - Boys Born in 90-91 (age 16-17) 10 km

1 Alaska

| Bib | Name | Time | Behind | Place | Points |
|-----|------------------|---------|---------|-------|--------|
| 301 | Lex Treinen | 27:52.8 | 0 | 1 | 30 |
| 295 | Eric Packer | 28:10.1 | +17.3 | 2 | 25 |
| 283 | Cole Talbot | 28:19.7 | +26.9 | 3 | 20 |
| 305 | Andrew Dougherty | 29:09.0 | +1:16.2 | 8 | 13 |
| 320 | Tyler Kornfield | 29:18.0 | +1:25.2 | 9 | 12 |
| 298 | David Norris | 30:07.5 | +2:14.7 | 14 | |
| 341 | Jordan Buetow | 30:46.3 | +2:53.5 | 25 | |
| 336 | Donald Haering | 30:54.3 | +3:01.5 | 28 | |
| 352 | Galen Johnston | 31:02.0 | +3:09.2 | 33 | |
| 348 | Erin Phillips | 32:39.3 | +4:46.5 | 55 | |
| 359 | Eric Hoffman | 32:56.6 | +5:03.8 | 61 | |

Scoring Finishers: 11 Points: 100

2 Midwest

| Bib | Name | Time | Behind | Place | Points |
|-----|--------------------|---------|---------|-------|--------|
| 363 | Chris Bowler | 28:39.7 | +46.9 | 4 | 17 |
| 318 | Hans Nygren | 29:18.9 | +1:26.1 | 10 | 11 |
| 292 | Joe Dubay | 29:29.6 | +1:36.8 | 11 | 10 |
| 319 | Erik Fagerstrom | 30:20.0 | +2:27.2 | 17 | 5 |
| 374 | Jon-Michael Brandt | 30:40.3 | +2:47.5 | 21 | 1 |
| 366 | Andy Keller | 30:53.7 | +3:00.9 | 27 | |
| 378 | Ryan Wright | 31:00.6 | +3:07.8 | 32 | |
| 360 | Birken Schimpff | 31:09.3 | +3:16.5 | 36 | |
| 429 | Brandon Piechowski | 31:55.4 | +4:02.6 | 46 | |
| 404 | Tyler Abery | 33:53.8 | +6:01.0 | 71 | |
| 384 | Ben Hugus | DNS | | | |

Scoring Finishers: 10 Points: 44

3 New England

| Bib | Name | Time | Behind | Place | Points |
|-----|---------------------|---------|---------|-------|--------|
| 281 | Sam Tarling | 28:54.9 | +1:02.1 | 5 | 16 |
| 428 | Lauren Turner | 29:40.4 | +1:47.6 | 12 | 9 |
| 325 | Chase Marston | 30:24.5 | +2:31.7 | 18 | 4 |
| 327 | Jake Barton | 30:41.8 | +2:49.0 | 22 | |
| 340 | Liam Donnelly | 30:44.1 | +2:51.3 | 23 | |
| 392 | Kyle Dewey | 31:08.2 | +3:15.4 | 35 | |
| 368 | Ethan Dreissigacker | 31:27.4 | +3:34.6 | 41 | |
| 346 | ALex Schulz | 31:29.2 | +3:36.4 | 42 | |
| 343 | Douglas Amos | 31:31.6 | +3:38.8 | 45 | |
| 386 | Preston Butler | 32:17.9 | +4:25.1 | 51 | |
| 345 | Joey Bard | 32:46.4 | +4:53.6 | 57 | |
| 362 | Dylan Grald | 32:46.7 | +4:53.9 | 58 | |

Scoring Finishers: 12 Points: 29

4 Intermountain

| Bib | Name | Time | Behind | Place | Points |
|-----|---------------|---------|---------|-------|--------|
| 364 | Marshall Opel | 29:51.9 | +1:59.1 | 13 | 8 |
| 304 | Max Durtschi | 30:08.5 | +2:15.7 | 15 | 7 |
| 358 | Travis Job | 30:14.3 | +2:21.5 | 16 | 6 |
| 353 | Connor Brown | 30:30.0 | +2:37.2 | 19 | 3 |
| 350 | Scott Phelan | 30:44.4 | +2:51.6 | 24 | |
| 354 | Wilson Dippo | 31:12.6 | +3:19.8 | 37 | |
| 361 | Andrew Putt | 32:12.0 | +4:19.2 | 50 | |
| 387 | Jake Morgan | 32:23.2 | +4:30.4 | 53 | |
| 342 | R Eliot Neal | 32:47.8 | +4:55.0 | 59 | |

Scoring Finishers: 9 Points: 24

5 Pacific Northwest

| Bib | Name | Time | Behind | Place | Points |
|-----|-------------------|---------|---------|-------|--------|
| 338 | Erik Bjornsen | 29:01.1 | +1:08.3 | 6 | 15 |
| 382 | Tosch Roy | 30:36.5 | +2:43.7 | 20 | 2 |
| 390 | Pat Madden | 31:07.6 | +3:14.8 | 34 | |
| 413 | Willie Devin | 31:26.7 | +3:33.9 | 40 | |
| 419 | Derek Alcorn | 31:31.2 | +3:38.4 | 44 | |
| 369 | Riley Shannon | 31:55.6 | +4:02.8 | 47 | |
| 381 | Gabe Boileau | 32:19.8 | +4:27.0 | 52 | |
| 383 | Michael Townshend | 32:57.1 | +5:04.3 | 62 | |
| 411 | Brandon Roadman | 33:12.9 | +5:20.1 | 63 | |
| 407 | Brian Jensen | 34:36.7 | +6:43.9 | 79 | |

Scoring Finishers: 10 Points: 17

6 High Plains

| Bib | Name | Time | Behind | Place | Points |
|-----|-------------------|---------|----------|-------|--------|
| 287 | George Cartwright | 29:07.3 | +1:14.5 | 7 | 14 |
| 388 | Luke Bromley | 30:59.2 | +3:06.4 | 29 | |
| 372 | Matt Hall | 32:43.7 | +4:50.9 | 56 | |
| 434 | Bryan Sanger | 33:59.2 | +6:06.4 | 74 | |
| 430 | Richard Ortega | 36:33.9 | +8:41.1 | 90 | |
| 431 | Russell Crouch | 37:07.3 | +9:14.5 | 91 | |
| 432 | Tom Fitzgerald | 37:50.4 | +9:57.6 | 92 | |
| 433 | Sam Francis | 40:18.7 | +12:25.9 | 94 | |

Scoring Finishers: 8 Points: 14

7 Far West

| Bib | Name | Time | Behind | Place | Points |
|-----|------------------|---------|---------|-------|--------|
| 357 | Russell Kennedy | 31:15.8 | +3:23.0 | 39 | |
| 414 | Stefan Benier | 32:53.7 | +5:00.9 | 60 | |
| 409 | Bryce Tiernan | 33:48.4 | +5:55.6 | 68 | |
| 397 | Tom McElravey | 33:53.2 | +6:00.4 | 70 | |
| 423 | Andrew Pado | 33:57.2 | +6:04.4 | 73 | |
| 420 | Heith Jones | 34:01.0 | +6:08.2 | 75 | |
| 398 | Matthew Picken | 34:10.2 | +6:17.4 | 76 | |
| 401 | Adam Wright | 35:25.4 | +7:32.6 | 81 | |
| 417 | Drew Deurlington | 35:43.6 | +7:50.8 | 84 | |
| 425 | Joey Griffo | 35:50.4 | +7:57.6 | 87 | |

Scoring Finishers: 10 Points: 0

7 Great Lakes

| Bib | Name | Time | Behind | Place | Points |
|-----|---------|----------|---------|---------|--------|
| 408 | Mac | Brennan | 33:24.5 | +5:31.7 | 64 |
| 412 | Zach | Wagner | 33:30.7 | +5:37.9 | 65 |
| 402 | Brendan | Baic | 33:48.7 | +5:55.9 | 69 |
| 416 | Tony | Mattioli | 34:29.0 | +6:36.2 | 78 |
| 385 | Jay | Woodbeck | 35:05.7 | +7:12.9 | 80 |
| 422 | John | McFadden | 36:05.9 | +8:13.1 | 89 |

Scoring Finishers: 6 Points: 0

7 Middle Atlantic

| Bib | Name | Time | Behind | Place | Points |
|-----|----------|-----------|---------|----------|--------|
| 355 | Nicholas | Mancuso | 32:00.7 | +4:07.9 | 49 |
| 399 | Tyler | Dufault | 33:37.7 | +5:44.9 | 66 |
| 410 | Daniel | Stevens | 33:54.4 | +6:01.6 | 72 |
| 426 | Mitchell | Boucher | 35:36.7 | +7:43.9 | 82 |
| 415 | William | Bencze | 35:40.6 | +7:47.8 | 83 |
| 394 | Wayne | Clark | 35:45.8 | +7:53.0 | 85 |
| 395 | Peter | Morehouse | 35:48.1 | +7:55.3 | 86 |
| 396 | Nico | Crecco | 35:59.4 | +8:06.6 | 88 |
| 405 | Bryan | Gardner | 38:47.9 | +10:55.1 | 93 |

Scoring Finishers: 9 Points: 0

7 Rocky Mountain

| Bib | Name | Time | Behind | Place | Points |
|-----|--------|----------|---------|---------|--------|
| 322 | Drew | Scott | 30:51.7 | +2:58.9 | 26 |
| 299 | Rogan | Brown | 31:00.4 | +3:07.6 | 30 |
| 344 | Tyler | Reinking | 31:00.4 | +3:07.6 | 30 |
| 288 | Scott | Lacy | 31:15.7 | +3:22.9 | 38 |
| 356 | Tony | Ryerson | 31:30.3 | +3:37.5 | 43 |
| 371 | Mason | Lacy | 32:00.2 | +4:07.4 | 48 |
| 421 | Robert | Fitz | 32:34.2 | +4:41.4 | 54 |
| 367 | Chris | Lange | 33:43.3 | +5:50.5 | 67 |
| 391 | Keegan | Parker | 34:16.9 | +6:24.1 | 77 |

Scoring Finishers: 9 Points: 0

Class Class: MOJ - Boys Born in 88-89 (age 18-19) 10 km

1 Intermountain

| Bib | Name | Time | Behind | Place | Points |
|-----|-----------------|---------|---------|-------|--------|
| 289 | Noah Hoffman | 27:40.3 | 0 | 1 | 30 |
| 293 | Ian Havlick | 28:59.6 | +1:19.3 | 5 | 16 |
| 308 | Taylor Sundali | 29:06.9 | +1:26.6 | 7 | 14 |
| 285 | Willie Neal | 29:16.0 | +1:35.7 | 8 | 13 |
| 291 | Reid Pletcher | 29:19.6 | +1:39.3 | 9 | 12 |
| 321 | Erik Anderson | 29:41.8 | +2:01.5 | 14 | |
| 323 | Scott Krankkala | 30:50.1 | +3:09.8 | 28 | |
| 326 | Daniel Guiney | 31:32.9 | +3:52.6 | 38 | |

Scoring Finishers: 8 Points: 85

2 Alaska

| Bib | Name | Time | Behind | Place | Points |
|-----|------------------|---------|---------|-------|--------|
| 282 | Max Treinen | 28:26.9 | +46.6 | 3 | 20 |
| 316 | Erick Romig | 28:46.3 | +1:06.0 | 4 | 17 |
| 313 | Josh Yeaton | 29:00.1 | +1:19.8 | 6 | 15 |
| 307 | Michael Matteson | 29:35.4 | +1:55.1 | 11 | 10 |
| 306 | Reese Hanneman | 31:20.7 | +3:40.4 | 35 | |
| 365 | Ryan VanGorder | 31:48.4 | +4:08.1 | 41 | |
| 347 | Bobby Miller | 32:07.3 | +4:27.0 | 42 | |
| 312 | Karl Schauer | 33:10.7 | +5:30.4 | 47 | |

Scoring Finishers: 8 Points: 62

3 Rocky Mountain

| Bib | Name | Time | Behind | Place | Points |
|-----|---------------|---------|---------|-------|--------|
| 303 | Tad Elliott | 28:07.9 | +27.6 | 2 | 25 |
| 310 | Miles Havlick | 29:56.9 | +2:16.6 | 17 | 5 |
| 337 | Evan Elliott | 30:37.2 | +2:56.9 | 26 | |
| 329 | Leif Nordgren | 31:24.8 | +3:44.5 | 36 | |
| 290 | Ian Mallams | 31:34.7 | +3:54.4 | 39 | |
| 297 | Ryan Scott | 31:36.4 | +3:56.1 | 40 | |
| 380 | Chris Woods | 33:56.0 | +6:15.7 | 53 | |

Scoring Finishers: 7 Points: 30

4 Midwest

| Bib | Name | Time | Behind | Place | Points |
|-----|------------------|---------|---------|-------|--------|
| 334 | Matt Pierce | 29:22.5 | +1:42.2 | 10 | 11 |
| 286 | Jens Brabbit | 29:35.9 | +1:55.6 | 12 | 9 |
| 351 | Waylon Manske | 29:36.6 | +1:56.3 | 13 | 8 |
| 309 | Kyle Fredrickson | 30:21.2 | +2:40.9 | 21 | 1 |
| 300 | Zach McGill | 30:25.4 | +2:45.1 | 23 | |
| 314 | Doug Debold | 30:42.6 | +3:02.3 | 27 | |
| 335 | Charlie Keller | 31:00.5 | +3:20.2 | 31 | |
| 315 | Nick Maki | 32:43.7 | +5:03.4 | 43 | |
| 377 | Andrew Tilman | 33:31.4 | +5:51.1 | 52 | |

Scoring Finishers: 9 Points: 29

5 New England

| Bib | Name | Time | Behind | Place | Points |
|-----|----------------|---------|---------|-------|--------|
| 389 | Peter Rummel | 29:53.4 | +2:13.1 | 15 | 7 |
| 284 | Harrison Harb | 29:55.2 | +2:14.9 | 16 | 6 |
| 333 | Sam Marshall | 30:13.6 | +2:33.3 | 18 | 4 |
| 294 | Graham Egan | 30:16.3 | +2:36.0 | 19 | 3 |
| 349 | Adam Terko | 30:19.5 | +2:39.2 | 20 | 2 |
| 296 | Alex Howe | 30:22.2 | +2:41.9 | 22 | |
| 311 | Mike Mommsen | 30:32.8 | +2:52.5 | 24 | |
| 328 | Noah Brautigam | 30:51.2 | +3:10.9 | 29 | |
| 332 | Jimmy Levins | 30:54.6 | +3:14.3 | 30 | |

Scoring Finishers: 9 Points: 22

6 Far West

| Bib | Name | Time | Behind | Place | Points |
|-----|--------------|---------|---------|-------|--------|
| 324 | Tyler Wright | 31:12.1 | +3:31.8 | 34 | |
| 427 | Spencer Wood | 32:47.0 | +5:06.7 | 44 | |

Scoring Finishers: 2 Points: 0

6 Great Lakes

| Bib | Name | Time | Behind | Place | Points |
|-----|-------------------|---------|---------|-------|--------|
| 370 | Jeff Cook | 31:32.2 | +3:51.9 | 37 | |
| 317 | Jesse Smith | 33:07.9 | +5:27.6 | 46 | |
| 339 | Colin Singleton | 33:16.7 | +5:36.4 | 49 | |
| 393 | Tom McFadden | 33:27.8 | +5:47.5 | 51 | |
| 406 | Anders Nienstaedt | 34:29.5 | +6:49.2 | 56 | |

Scoring Finishers: 5 Points: 0

6 High Plains

| Bib | Name | Time | Behind | Place | Points |
|-----|-----------------|---------|----------|-------|--------|
| 376 | Elijah Pedersen | 31:11.7 | +3:31.4 | 33 | |
| 403 | Jordon Sherer | 36:31.2 | +8:50.9 | 58 | |
| 424 | Josh Ryan | 38:16.4 | +10:36.1 | 59 | |

Scoring Finishers: 3 Points: 0

6 Middle Atlantic

| Bib | Name | Time | Behind | Place | Points |
|-----|----------------|---------|---------|-------|--------|
| 375 | Dylan Pudiak | 32:59.6 | +5:19.3 | 45 | |
| 379 | Scott Longwell | 33:13.1 | +5:32.8 | 48 | |
| 331 | Bryan Pepper | 33:17.6 | +5:37.3 | 50 | |
| 373 | Sean Keyes | 34:23.1 | +6:42.8 | 55 | |
| 418 | John Dykes | 34:58.4 | +7:18.1 | 57 | |

Scoring Finishers: 5 Points: 0

6 Pacific Northwest

| Bib | Name | Time | Behind | Place | Points |
|-----|--------------------|---------|---------|-------|--------|
| 302 | Darrin Markvardsen | 30:34.5 | +2:54.2 | 25 | |
| 330 | Tom Smith | 31:03.6 | +3:23.3 | 32 | |
| 400 | Kelly Crowther | 34:19.8 | +6:39.5 | 54 | |

Scoring Finishers: 3 Points: 0

Technical Delegate

Race Secretary

Air Temperature: -1 degrees C

Snow Temperature: -1 degrees C

Weather: Cloudy, Scattered Snow Showers

THANK YOU!

We thank our following sponsors:

PREMIERE LEVEL: ConocoPhillips **GOLD LEVEL:** Anchorage Convention and Visitors Bureau, Alaska Rock Gym, CRW Engineering Group, GCI, Rossignol, Snow Goose Restaurant, Rasmuson Foundation, Swix, Salomon **SILVER LEVEL:** A&A The Shop, Alipine Air Alaska, Carlile, Westmark Hotels, Williams Scotsman, Pisten Bully, Toko, Alaska DigiTel, Private Donor **BRONZE LEVEL:** Alaska National Insurance Company, Alaska Mountaineering & Hiking, Rust's Flying Service, Anchorage Fracture & Orthopedic Clinic, NC Machinery, Kaladi Brothers Coffee Company, Continental Auto Group, Fischer, Gould Academy, Homestead Graphics, SprocketHeads **FRIENDS OF JOs:** Alaska Tab and Graphics, Anchorage Women's Clinic, Avis Rental Car, Bosco's, Dawn Gerety, Hog Riders Chapter 66, IKON Alaska, Jewel Lake Tastee Freeze, Rayville Sports Marketing